


# PL

# PL101 Series

Head cable unit

Magnescape® Digiruler®



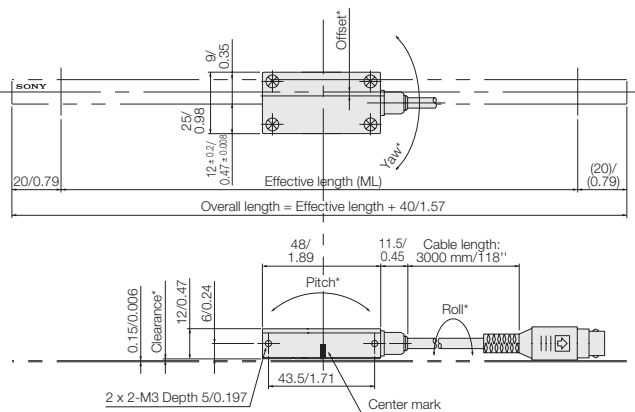
- Non-contact detection
- Magnetic detection system for excellent resistance to dust, oil, vibrations and shocks.
- Detects linear position and displacement and produces analog signal output when connected to the SL700 Series. Produces AB quadrature signal when connected to MJ500/600 Series interpolator
- A wide range of models is available so you can select the best model for your specific application.

Example for connection

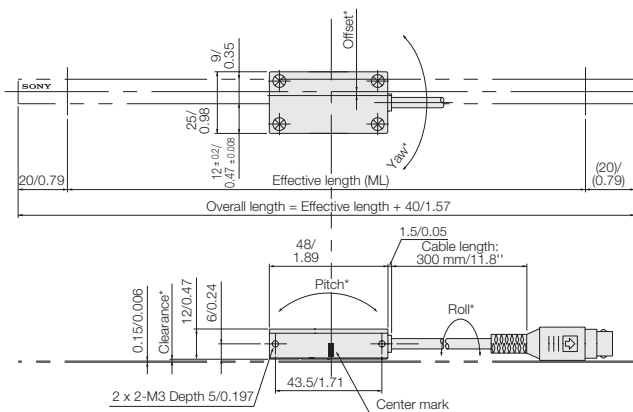
Scale	Head	Cable	Interpolator
SL700	PL101	CE08	MJ500/600/620/700 MJ820/821 MJ830/831

## Dimensions

PL101-RH (IP67 Type)



PL101-N/PL101-R (IP50 Type)



Unit : mm/inch

## Specifications

Model	PL101-N	PL101-R	PL101-RH																													
Protective grade		Equivalent to IP50	Equivalent to IP67 (exclude Connector)																													
Reference point detection function	Not Included	Included																														
Resolution (Connected to MJ500 and MJ600/620)	1, 2, 5 or 10 μm (MJ620), 1 μm (MJ600), 2 or 10 μm (MJ500)																															
Accuracy (20 °C)	± 10 μm (when combined with the SL700)																															
Clearance*		0.35 ± 0.1 mm																														
Offset		± 0.2 mm																														
Attitude change	Pitch*	± 0.1°																														
	Yaw*	± 0.2°																														
	Roll*	± 0.2°																														
Output signal	1 Vp-p Analog output Differential output <table border="1"> <thead> <tr> <th></th> <th>Min.</th> <th>Typ.</th> <th>Max.</th> </tr> </thead> <tbody> <tr> <td>Vl</td> <td>Vp-p</td> <td>0.30</td> <td>0.52</td> <td>0.70</td> </tr> <tr> <td>Vr</td> <td>Vp-p</td> <td>0.20</td> <td>0.68</td> <td>1.00</td> </tr> <tr> <td>Wl</td> <td>μm</td> <td>-</td> <td>800</td> <td>-</td> </tr> <tr> <td>Wr</td> <td>μm</td> <td>200</td> <td>800</td> <td>1400</td> </tr> <tr> <td>V0</td> <td>V</td> <td>-</td> <td>2.5</td> <td>-</td> </tr> </tbody> </table>				Min.	Typ.	Max.	Vl	Vp-p	0.30	0.52	0.70	Vr	Vp-p	0.20	0.68	1.00	Wl	μm	-	800	-	Wr	μm	200	800	1400	V0	V	-	2.5	-
	Min.	Typ.	Max.																													
Vl	Vp-p	0.30	0.52	0.70																												
Vr	Vp-p	0.20	0.68	1.00																												
Wl	μm	-	800	-																												
Wr	μm	200	800	1400																												
V0	V	-	2.5	-																												
Power supply voltage	DC 5V ± 5%																															
Power consumption	Max. 150 mA (0.8W)																															
Max. response speed	6.4 m/s																															
Cable length	300 mm		3000 mm																													
Mass	60 g / 2.12oz		150 g / 5.29oz																													
Operating temperature	0 to 45 °C / 32°F to 113° F																															
Storage temperature	-20 to 50 °C / -4°F to 122° F																															
Standard compliance	EMI: EN55011 Group 1 Class A EMS: EN50082-2 FCC Part 15 Subpart B Class A ICES-003 CLASS A DIGITAL DEVICE																															
Extension cable (Option)	CK-T12 ... 1 m CK-T13 ... 3 m CK-T14 ... 5 m CK-T15 ... 10 m CK-T16 ... 15 m (By extension cable, it can be extended up to Max 10 m)																															

\*Refer to Dimensions drawings below. \*Cable length of more than 15m, Please consult our sales.